


MPSA63 / 64

PNP Silicon Epitaxial Planar Transistor

Darlington Transistor

for high gain amplification



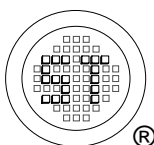
1. Emitter 2. Base 3. Collector
TO-92 Plastic Package

Absolute Maximum Ratings ($T_a = 25\text{ }^\circ\text{C}$)

Parameter	Symbol	Value	Unit
Collector Base Voltage	$-V_{CBO}$	30	V
Collector Emitter Voltage	$-V_{CES}$	30	V
Emitter Base Voltage	$-V_{EBO}$	10	V
Collector Current	$-I_C$	500	mA
Total Power Dissipation	P_{tot}	625	mW
Junction Temperature	T_j	150	$^\circ\text{C}$
Storage Temperature Range	T_{stg}	- 55 to + 150	$^\circ\text{C}$

Characteristics at $T_a = 25\text{ }^\circ\text{C}$

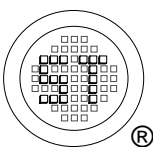
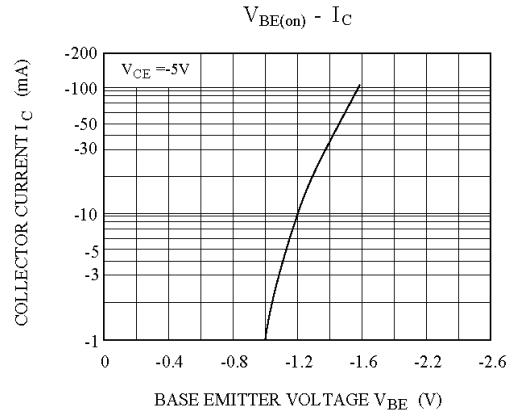
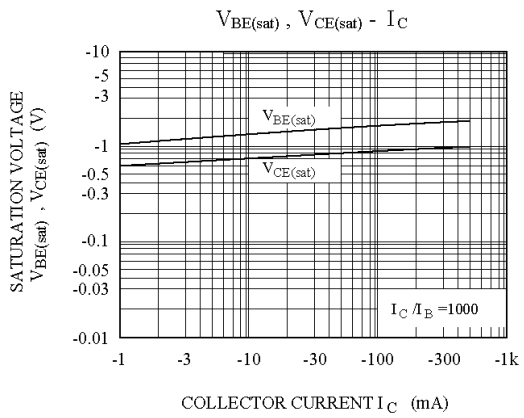
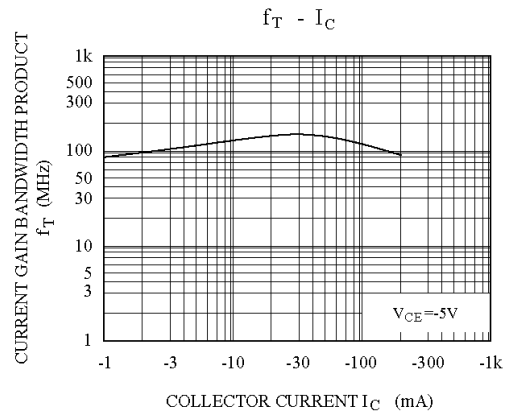
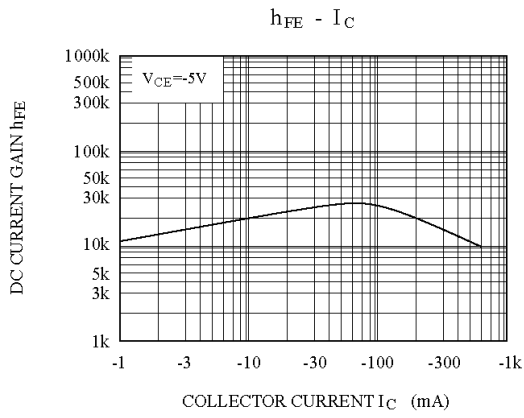
Parameter	Symbol	Min.	Max.	Unit
DC Current Gain at $-V_{CE} = 5\text{ V}$, $-I_C = 10\text{ mA}$ at $-V_{CE} = 5\text{ V}$, $-I_C = 100\text{ mA}$	MPSA63 h_{FE}	5000	-	-
	MPSA64 h_{FE}	10000	-	-
	MPSA63 h_{FE}	10000	-	-
	MPSA64 h_{FE}	20000	-	-
Collector Base Cutoff Current at $-V_{CB} = 30\text{ V}$	$-I_{CBO}$	-	100	nA
Emitter Base Cutoff Current at $-V_{EB} = 10\text{ V}$	$-I_{EBO}$	-	100	nA
Collector Emitter Breakdown Voltage at $-I_C = 100\text{ }\mu\text{A}$	$-V_{(BR)CES}$	30	-	V
Collector Emitter Saturation Voltage at $-I_C = 100\text{ mA}$, $-I_B = 100\text{ }\mu\text{A}$	$-V_{CE(sat)}$	-	1.5	V
Base Emitter On Voltage at $-V_{CE} = 5\text{ V}$, $-I_C = 100\text{ mA}$	$V_{BE(on)}$	-	2	V
Transition Frequency at $-V_{CE} = 5\text{ V}$, $I_E = 10\text{ mA}$	f_T	125	-	MHz



SEMTECH ELECTRONICS LTD.
Subsidiary of Sino-Tech International (BVI) Limited



Dated : 04/08/2007



SEMTECH ELECTRONICS LTD.
 Subsidiary of Sino-Tech International (BVI) Limited

