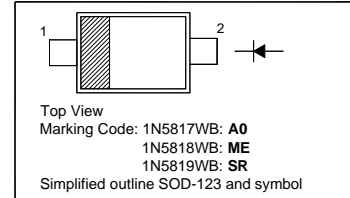


1N5817WB-1N5819WB

1 A Surface Mount Schottky Barrier Diode

PINNING

PIN	DESCRIPTION
1	Cathode
2	Anode

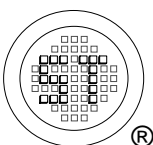


Absolute Maximum Ratings ($T_a = 25^\circ\text{C}$)

Parameter	Symbol	Value	Unit
Reverse Voltage	V_R	1N5817WB 20	V
		1N5818WB 30	
		1N5819WB 40	
Average Forward Rectified Current	$I_{F(AV)}$	1	A
Non-Repetitive Peak Forward Surge Current (8.3 ms Single Half Sine-Wave)	I_{FSM}	9	A
Power Dissipation	P_{tot}	450	mW
Operating Temperature Range	T_j	- 55 to + 125	$^\circ\text{C}$
Storage Temperature Range	T_{stg}	- 55 to + 125	$^\circ\text{C}$

Characteristics at $T_a = 25^\circ\text{C}$

Parameter	Symbol	Min.	Max.	Unit
Reverse Breakdown Voltage at $I_R = 1\text{ mA}$	$V_{(BR)R}$	1N5817WB 20	-	V
		1N5818WB 30	-	
		1N5819WB 40	-	
Reverse Current	I_R	1N5817WB -	1	mA
at $V_R = 20\text{ V}$		1N5818WB -	1	
at $V_R = 30\text{ V}$		1N5819WB -	1	
at $V_R = 40\text{ V}$		1N5819WB -	0.05	
at $V_R = 4\text{ V}$		1N5819WB -	0.075	
Forward Voltage	V_F	1N5819WB -	0.45	V
at $I_F = 0.1\text{ A}$		1N5817WB -	0.45	
at $I_F = 1\text{ A}$		1N5818WB -	0.55	
		1N5819WB -	0.6	
at $I_F = 3\text{ A}$		1N5817WB -	0.75	
		1N5818WB -	0.875	
		1N5819WB -	0.9	
Total Capacitance at $V_R = 4\text{ V}$, $f = 1\text{ MHz}$	C_{tot}	-	120	pF



SEMTECH ELECTRONICS LTD.
 Subsidiary of Sino-Tech International (BVI) Limited

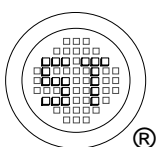
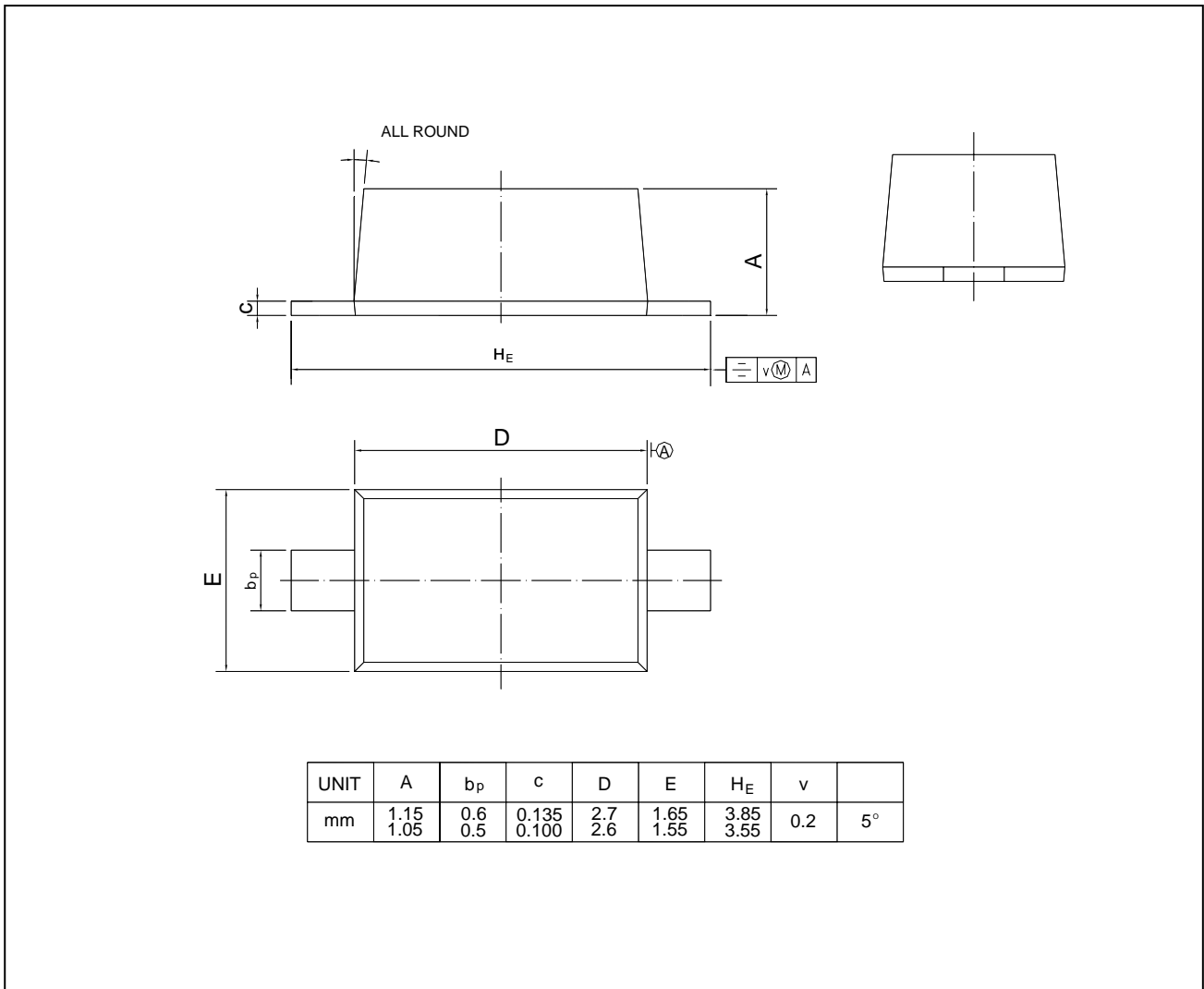


1N5817WB-1N5819WB

PACKAGE OUTLINE

Plastic surface mounted package; 2 leads

SOD-123



SEMTECH ELECTRONICS LTD.
Subsidiary of Sino-Tech International (BVI) Limited



Dated : 12/04/2011 Rev:01